

NEW Yippee!

**Blue Book
Student's Book**

H.Q. Mitchell



Blue Book
Student's Book

H.Q. Mitchell

NEW Yippee!



contents

UNIT 1	Welcome	2
UNIT 2	Lunchtime!	10
	Let's remember 1-2.	18
UNIT 3	Having fun	20
UNIT 4	That's me	28
	Let's remember 3-4.	36
UNIT 5	A day out	38
UNIT 6	Visiting places	46
	Let's remember 5-6.	54
UNIT 7	What's the weather like?	56
UNIT 8	Party time!	64
	Let's remember 7-8.	70
	Cross-curricular activities	72

4. That's me

Lesson 1





small



big



nose



feet

1. Introduce new items.
2. Listen and repeat the words.
Stick the stickers.
3. Talk about the pictures.
4. Listen and repeat the dialogue.
5. Act out the dialogue.
6. Play games.
7. Do the Fun Book (pp.28-29).



T-shirt



shoes



skirt



jeans




1. Revise.
2. Introduce new items.
3. Listen and repeat the words. Stick the stickers.
4. Talk about the picture.
5. Listen and repeat the dialogue.
6. Act out the dialogue.
7. Listen and sing.
8. Play a game.
9. Do the Fun Book (p.30).


Make a "mix and match" booklet



1. Colour and cut the pictures (FB p.31).



2. Cut a piece of card(board) [20cm (AmE 8in) x 12cm (AmE 5in)] and fold it in half.




3. Decorate the cover.



4. Staple the cover and the pages together.

Now sing



1. Revise. 2. Make a "mix and match" booklet. 3. Sing and do. 4. Play a game.

Aa
Bb
Cc
Dd
Ee
Ff
Gg
Hh
Ii
Jj
Kk
Ll

Mm

Nn

Oo
Pp
Qq
Rr
Ss
Tt
Uu
Vv
Ww
Xx
Yy
Zz

Mm



mouse

moon

Nn



night

nest

Oo



orange

octopus

Pp



penguin

parrot

Aa
 Bb
 Cc
 Dd
 Ee
 Ff
 Gg
 Hh
 Ii
 Jj
 Kk
 Ll
 Mm
 Nn
 Oo
 Pp
 Qq
 Rr
 Ss
 Tt
 Uu
 Vv
 Ww
 Xx
 Yy
 Zz

ROO



1. Revise.
2. Talk about the pictures.
3. Listen and repeat.
4. Act out the dialogue.
5. Draw and say.
6. Do the Fun Book (p.35).



VALUE

Never make fun of people.

Discuss.

1

